

Specification

Item : ONN-LED Clean room light

Model : ONN-J06B

Version : A0

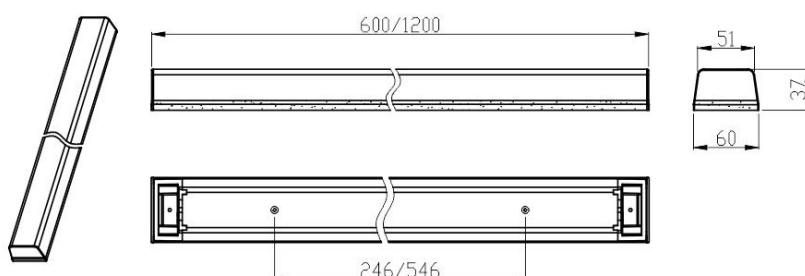
Date : 2017-03-29

Features:

1. Nice design, dust-proof, easy to install and maintain.
2. Good heat dissipation, low current design, real long life.
3. High Quality Taiwan Chips led, high brightness, low power cost, great energy-saving.
4. Good price, hot export.

Application: dust-proof illumination for semiconductor, precise instrument, optical instruments, fine chemicals, food, bio-engineering, home, commercial lighting and so on.

Picture and size



Specification				
Model	Written Voltage	Fitted input voltage	CCT	
□ ONN-J06-C1	AC220V (50/60Hz)	AC100-240V (50/60Hz)	5500-6000K	
□ ONN-J06-C2	AC220V (50/60Hz)	AC100-240V (50/60Hz)	4000-4500K	
Outer wire length	■ around 0.55M (standard) □ _____			
Installation	□ surface mounted			
Lamp Length	600mm		1200mm	
Power Cost	18W		36W	
Input (Max)	220V/150 mA		220V/180 mA	
Luminous Flux	1600Lm		3300 Lm	
IP rating:	IP50	CCt:	5500—6000K	4000-4500K
Lighting Efficiency:	90Lm/W	CRI:	≧ 80Ra	
Driver:	Non-isolated	PF:	≧ 0.5	
Surface temperature:	< 60℃	Beam Angle:	150°	
Life Span:	50 000H			

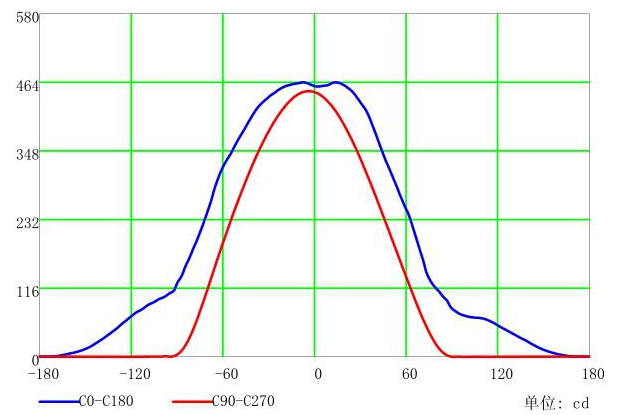
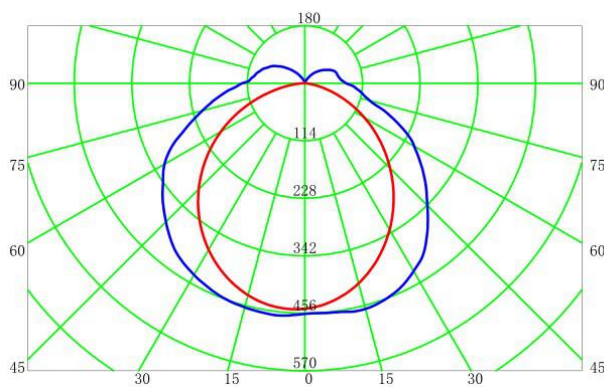
Shenzhen Onn Semi-conductor lighting Co.,Ltd

Tel: +86-755-29566420 Fax: +86-755-27871421 t
 Add: F, Haofeng Industrial Park NO.2 Zone, Xinhe, Bao'an District, Shenzhen, China.

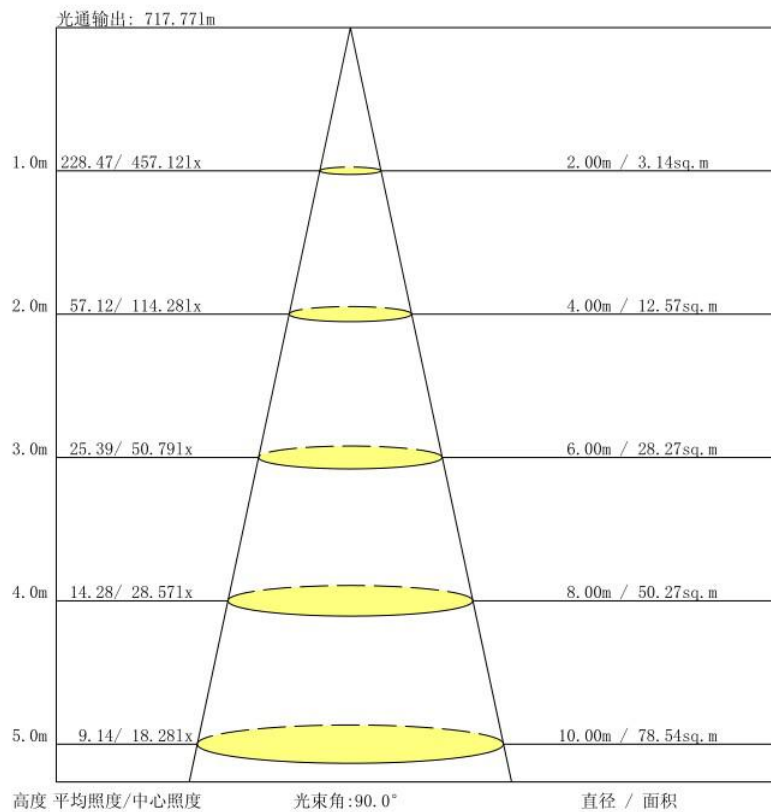
Working conditions:

Working temperature:	-20~45℃
Storage temperature	-40~70℃
Working humidity:	10~90%
Storage humidity:	10~90%

illumination Curve:



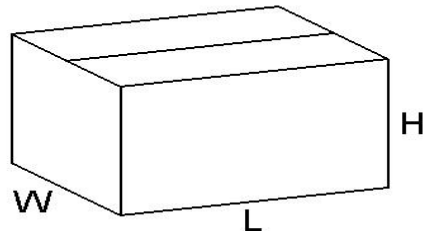
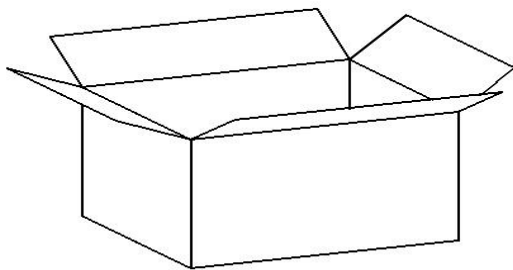
Average illumination:



Shenzhen Onn Semi-conductor lighting Co.,Ltd

Packing information:

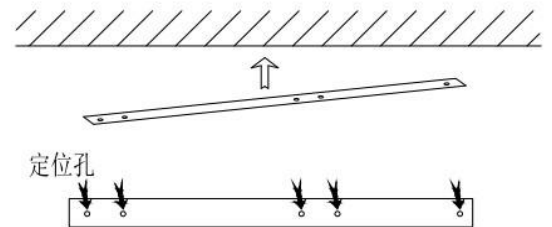
Package	Carton	
	Product Size (MM)	600
Net weight (Kg)	0.6	1.07
Weight/CTN(Kg)	9	16
PCS/CTN(PCS)	12	12
Inner box size (L*W*H) mm	625*70*45	1225*70*45
Carton size (L*W*H) mm	635*230*205	1235*230*205



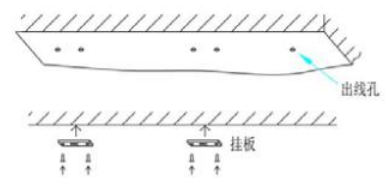
Installation:

Surface mounted:

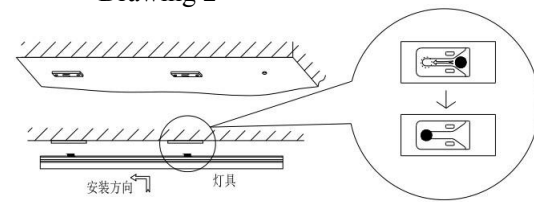
- 1) Holing: First to position the hole with paper rule, and drilling. There are magnets on the paper rule, so the rule can stick to the color-coated steel ceiling. (Picture 1)
- 2) Install the metal clip: drilling on the location chosen by step 1, use screw to fix the metal clip, note the two clips should be in the same direction.
- 3) Install the lighting fixture: After step 2, sort the cables and then let the fixture sticks to ceiling seamlessly, push the fixture horizontally in the clips.



Drawing 1



Drawing 2



Drawing3

Shenzhen Onn Semi-conductor lighting Co.,Ltd

Tel: +86-755-29566420 Fax: +86-755-27871421 t

Add: F, Haofeng Industrial Park NO.2 Zone, Xinhe, Bao'an District, Shenzhen, China.