

# Specification

Item : ONN-LED Clean room light

Model : ONN-J06

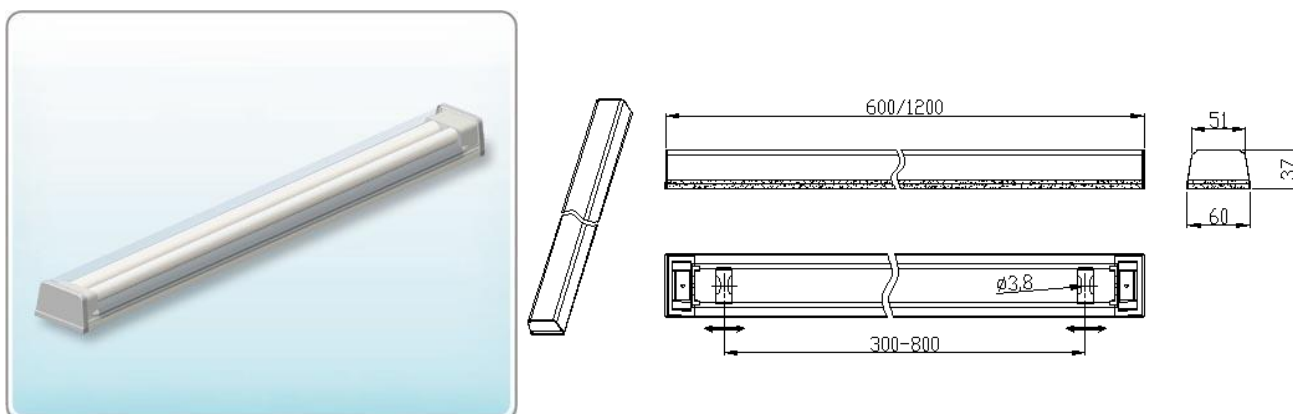
Version : A0

Date : 2015-03-16

**Features:**

1. Nice design, dust-proof, easy to install and maintain.
2. Good heat dissipation, low current design, real long life.
3. High Quality Taiwan Chips led, high brightness, low power cost, great energy-saving.
4. Good price, hot export.

Application: dust-proof illumination for semiconductor, precise instrument, optical instruments, fine chemicals, food, bioengineering, home, commercial lighting and so on.

**Picture and size**

**Specification**

Model	Written Voltage	Fitted input voltage	CCT	
□ ONN-J06-C1	AC220V (50/60Hz)	AC100-240V (50/60Hz)	5500-6000K	
□ ONN-J06-C2	AC220V (50/60Hz)	AC100-240V (50/60Hz)	4000-4500K	
<b>Outer wire length</b>	■ around 0.55M (standard) □			
<b>Installation</b>	□ surface mounted			
<b>Lamp Length</b>	600mm		1200mm	
<b>Power Cost</b>	18W		36W	
<b>Input (Max)</b>	220V/150 mA		220V/230 mA	
<b>Luminous Flux</b>	1600Lm		3280 Lm	
<b>IP rating:</b>	IP50	<b>CCT:</b>	5500—6000K	4000-4500K
<b>Lighting Efficiency:</b>	90Lm/W	<b>CRI:</b>	≧ 80Ra	
<b>Driver:</b>	Non-isolated	<b>PF:</b>	≧ 0.5 / ≧ 0.9	
<b>Surface</b>	< 60℃	<b>Beam Angle:</b>	120°	

**Shenzhen Onn Semi-conductor lighting Co.,Ltd**

Tel: +86-755-29566420 Fax: +86-755-27871421 t

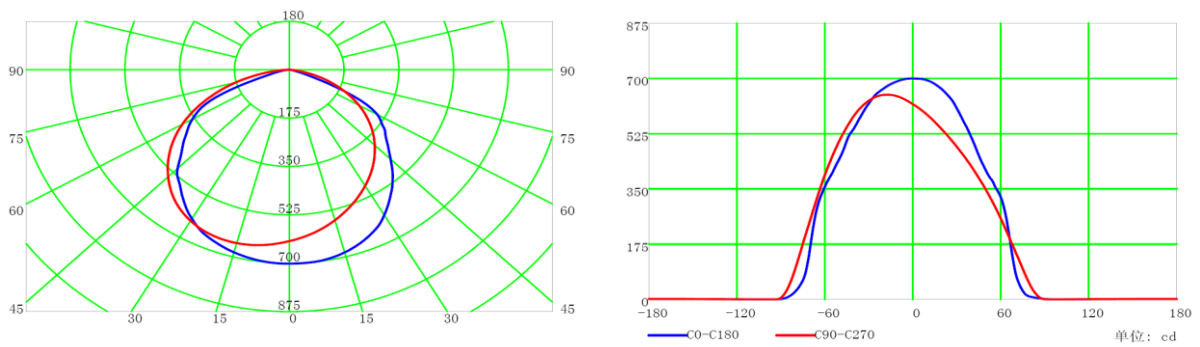
Add: F, Haofeng Industrial Park NO.2 Zone, Xinhé, Bao'an District, Shenzhen, China.

temperature:			
Life Span:	50 000H		

**Working conditions:**

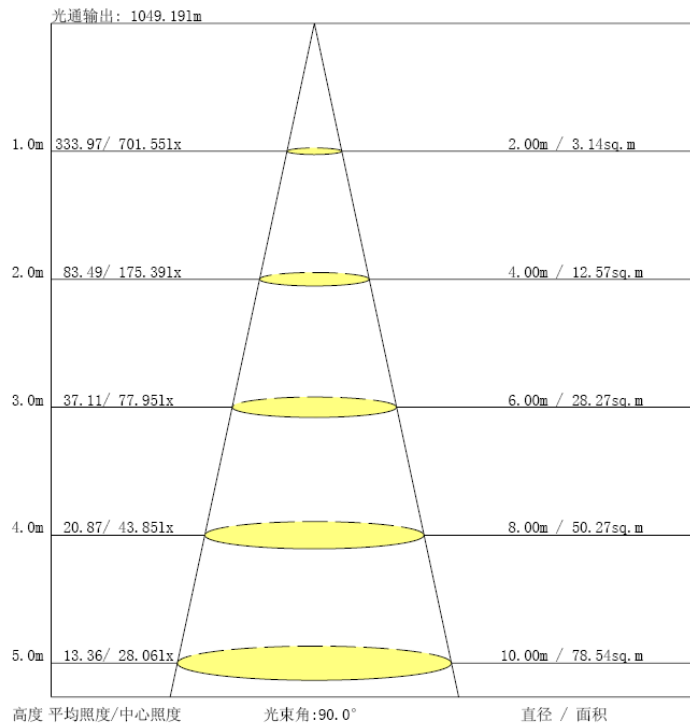
Working temperature:	-20~45°C
Storage temperature	-40~70°C
Working humidity:	10~90%
Storage humidity:	10~90%

**illumination Curve:**



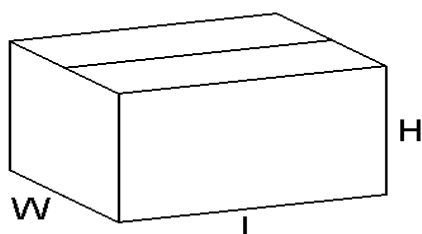
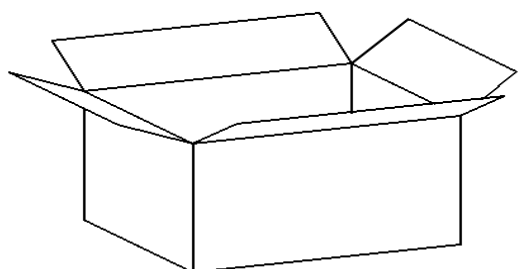
**Average illumination:**

灯具有效平均照度图



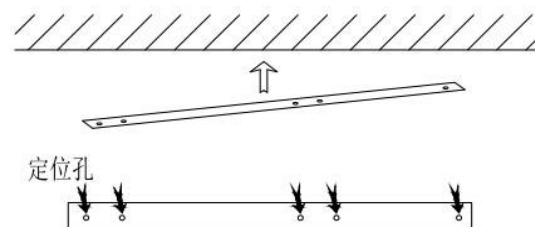
**Packing information:**

Package	Carton	
	Product Size (MM)	600
Net weight (Kg)	0.6	1.07
Weight/CTN(Kg)	9	16
PCS/CTN(PCS)	12	12
Inner box size (L*W*H) mm	625*70*45	1225*70*45
Carton size (L*W*H) mm	635*230*205	1235*230*205

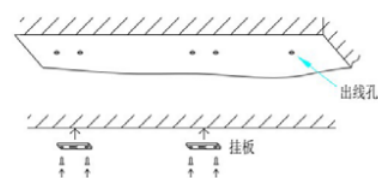

**Installation:**

Surface mounted:

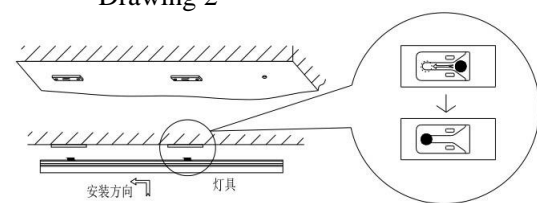
- 1) Holing: First to position the hole with paper rule, and drilling. There are magnets on the paper rule, so the rule can stick to the color-coated steel ceiling. (Picture 1)
- 2) Install the metal clip: drilling on the location chosen by step 1, use screw to fix the metal clip, note the two clips should be in the same direction.
- 3) Install the lighting fixture: After step 2, sort the cables and then let the fixture sticks to ceiling seamlessly, push the fixture horizontally in the clips.



Drawing 1



Drawing 2



Drawing3

**Shenzhen Onn Semi-conductor lighting Co.,Ltd**

Tel: +86-755-29566420 Fax: +86-755-27871421 t

Add: F, Haofeng Industrial Park NO.2 Zone, Xinhé, Bao'an District, Shenzhen, China.